

2019

Kentucky Emergency
Response Commission

Kentucky Emergency
Management



EPCRA "HOW TO COMPLY" PACKET

This packet describes the steps required to be Tier II compliant with Kentucky and EPCRA regulations for the calendar year 2019, reporting year 2018. All owners or operators of facilities that are subject to the OSHA Hazard Communication Standard; use, produce, and/or store a Hazardous Chemical and/or an "Extremely Hazardous Substance" (EHS) in excess of the "Threshold Quantity" (TQ), must report as described.

KERC Document: 700-CP

This page has been intentionally left blank.

EPCRA "How to Comply" Packet

Contents

Quick Start Guide: Tier II Submission	6
What is the Kentucky Tier II Reporting Fee Schedule?	7
Reporting Dates	7
Electronic Payment	7
Fees	7
Facility "Category" Definitions	7
Step-By-Step Online Submission Instructions	8
Credit Card Payments	10
ACH Payments	12
Submit an Invoice	15
Submitting a Correction	16
Submitting to LEPC's and Local Fire Departments	17
FAQ: General EPCRA and Kentucky Requirements for Reporting	18
What if I have other questions not found on this list?	18
Is there someone with the State of Kentucky that I may contact for help?	18
Who must submit a Tier II Report (comply)?	18
Where can I get a Safety Data Sheet SDS?	18
When do I submit a Tier II Report?	18
Are there fees for submitting a Tier II Report?	19
What category is my facility?	19
Do state agencies have to pay a fee?	20
How do I report multiple facilities?	20
Do I receive a discount if I am reporting multiple facilities?	20
Are there penalties for filing late?	20
How do I submit Tier II Report fees?	20
What payment methods may I use to pay my Tier II fees?	20
Do I have to pay my Tier II fees electronically?	20
What if I feel the fee I paid was incorrect?	21
Who do I send a copy of my Tier II Report?	21
How do I submit my Tier II Report to the KEREC?	21
Is having an account with Kentucky.gov required to submit a Tier II Report?	21
Can I retrieve historical submission receipts from my Kentucky.gov account?	21

EPCRA "How to Comply" Packet

Do I have to file a Tier II Report electronically?	21
May I submit a paper Tier II Report?	22
Does filing an electronic Tier II Report require a special program?.....	22
Has anything changed in Tier2 Submit 2018?	22
How do I submit my Tier II Report to an LEPC?	23
How do I submit my Tier II Report to the Local Fire Department?.....	23
Do I report chemical amounts I currently have at the facility?	23
What measurement is used when calculating Threshold Quantity (TQ)?.....	23
How do I calculate quantity of chemicals in storage?.....	24
What chemicals are included?.....	24
What is a Reporting Threshold?	24
May I report a chemical that is “under threshold”?.....	24
May I report if all my chemicals are “under threshold”?	24
Are any chemicals exempt from Tier II reporting?	25
Are there any Tier II reporting exceptions for retail petroleum facilities?	26
What is considered a Hazardous Chemical?	26
What is the Threshold Quantity (TQ) for Hazardous Chemicals?	26
What is considered an Extremely Hazardous Substances (EHS)?	27
What is the Threshold Quantity (TQ) for Extremely Hazardous Substances (EHS)?	27
How do I determine quantity thresholds of a mixture?	27
Does a facility have an option how to report a mixture containing EHS?	28
How do I find Threshold Quantity with mixtures?.....	28
May I designate the location of a chemical(s) as confidential?	29
May I designate a chemical(s) as a “Trade Secret”?	29
FAQ: General Tier2 Submit 20xx Functions.....	30
How do I save my electronic Tier II Report in the proper format?	30
How do I check to see if my Tier II Report is valid (completed correctly)?	30
Passing Validation	30
How do I print a paper copy of my Tier II Report?	31
Where can I find my NAICS Number?	31
Where can I find my Dun & Bradstreet (DUNS) Number?	31
Where can I find my SIC Number?	31
Where can I find my TRI Number?	31

EPCRA "How to Comply" Packet

Where can I find my RMP Number?	31
Where can I find my EIN Number?	31
If I am submitting electronically, how do I sign the Tier II Report?	32
Technology Requirements for the Tier2 Submit Software.....	32
Technology Requirements for Kentucky's Online Submission Website	33
2019 LEPC Contact Information for Tier II Inventory Reporting.....	34

EPCRA "How to Comply" Packet

Quick Start Guide: Tier II Submission

- 1) Download Tier2 Submit 2018 software from the Environmental Protection Agency's (EPA) Website and install
 - a. <http://www2.epa.gov/epcra-tier-i-and-tier-ii-reporting/tier2-submit-software>
- 2) Complete a Tier II Report for all required facilities associated with your company
 - a. **NOTE:** If available, import last year's 2017 Tier II Report into Tier2 Submit 2018
 - b. Update Tier II Report to include any new chemical and/or contact information
- 3) "Create Submission"
- 4) "Create Electronic Submission File" i.e., save Tier II Report in .t2s format
- 5) Go to the Kentucky Emergency Response Commission (KERC) Online Submission Website:
 - a. <https://secure.kentucky.gov/kyem/tier2submission>
- 6) Log in (user name and password)
- 7) Click "Start"
- 8) Review submitter information and click "Save and Continue"
- 9) Click "Browse" and select file created in step 4 above
- 10) Select "New 2018 Submission" radio button (Default Option)
- 11) Click "Upload"
- 12) Review facility information, if correct click "Payment/Invoice Options"
- 13) Select the desired payment method radio button
- 14) Click "Proceed to Checkout"
- 15) Review/complete Banking/Credit Card/Invoice Information and click "Submit"
- 16) **NOTE:** Save receipt, it is proof of your submission
- 17) Send electronic (.t2s) and/or paper copies of Tier II Report to the Local Emergency Planning Committee (LEPC) and Local Fire Department
- 18) You are done for 2019!

Complete Emergency Planning and Community Right-to-Know Act (EPCRA) requirement information and more detailed step-by-step instructions for online submission are available in the EPCRA "How to Comply Packet" annually updated each fall and available for download at: <https://kyem.ky.gov/programs/Pages/SARATitleIII.aspx>.

What is the Kentucky Tier II Reporting Fee Schedule?

Reporting Dates

Tier II reporting is required each year between January 1st and March 1st. Submissions filed after the March 1st deadline will be classified as late and, per [KRS 39E.990](#), may be assessed a civil penalty and/or fined a minimum of \$250. Each day upon which the violation occurs shall be considered a separate violation, and a separate civil penalty may be imposed.

Starting in 2019, Kentucky **WILL** impose a single, one time, \$250 late fee, per facility, for annual reporting. **Any Facility** that submits their Tier II Report after the March 1st deadline will be charged the \$250 late fee.

Electronic Payment

All Kentucky facilities are required to file Tier II Reports and pay all associated fees electronically in accordance with the KERC's annually published EPCRA "How to Comply Packet." A processing fee will be charged automatically and included with the online payment submission.

Fees

Fees shall be payable in accordance with the schedule listed below, except the same owner or owners of two or more facilities in a single county, subject to paying a fee, shall pay a reporting fee not to exceed \$250 for all those facilities in that county.

Facility "Category" Definitions- Annual Fee

Category One Facility - \$0

Any facility owned or operated by a local, state, or federal government. Category one facilities are exempted from paying any fee in accordance with [KRS 39E.050](#). This exemption applies solely to fees and does not exempt any category one facility from reporting requirements. Category one facilities are not exempted from late fees.

Category Two Facility - \$40

Any facility that has not less than 10,000 pounds and not more than 499,999 pounds of each of 10 or fewer hazardous substances, with the combined total of all hazardous substances not exceeding 499,999 pounds.

Category Three Facility - \$250

Any facility that has 10,000 pounds or more of each of 11 or more hazardous substances, with the combined total of all hazardous substances not exceeding 499,999 pounds.

Category Four Facility - \$250

Any facility that has a total inventory of over 499,999 pounds of hazardous substances.

Category Five Facility - \$250

Any facility that has an Extremely Hazardous Substance (EHS) listed in [40 CFR Part 355](#) as amended (EPA's list of Extremely Hazardous Substances) in excess of the Threshold Planning Quantity (TPQ) or 500 pounds whichever is less.

EPCRA "How to Comply" Packet

Step-By-Step Online Submission Instructions

- 1) Enter the following URL to access the online submission application:
<https://secure.kentucky.gov/kyem/tier2submission>
- 2) Kentucky.gov User Login; enter your user name and password and click "Sign In!"
 - a) If you do not have a Kentucky.gov username and password, register by clicking the "New User Registration" link and create a user name and password.
 - i) After completing required information click "Continue"
 - ii) Registration may take a few minutes to process
 - iii) After initially creating an account, you may have to re-enter the URL above and login to begin the actual Online Tier II Submission process
- 3) Click the "Start" button
- 4) Review and verify or update the Tier II Submitter Contact Information:
 - a. First Name **of Tier II Report Submitter**
 - b. Last Name **of Tier II Report Submitter**
 - c. Email **of Tier II Report Submitter**
 - d. Daytime Telephone **of Tier II Report Submitter**
 - e. Address 1 **of Tier II Report Submitter**
 - f. Address 2 (optional) **of Tier II Report Submitter**
 - g. City **of Tier II Report Submitter**
 - h. State **of Tier II Report Submitter**
 - i. Zip Code **of Tier II Report Submitter**
 - j. Company Name **of Facility(ies) being reported**

IMPORTANT: The complete file upload history related to your Kentucky.gov account can be viewed on this and following pages; click the "History" link located in the upper right-hand corner to view Submission History.

- a. Hyperlink in "file" column will allow you to download historical Tier II files
 - b. Hyperlink in "status" column will allow you to download historical receipts
 - c. "View Facilities" button will show list of facilities reported in the file that was uploaded
- 5) Click "Save and Continue"
- 6) Click "Browse" to find the file you created using the EPA's Tier2 Submit 20xx program and select the file by double-clicking it.

NOTE:

 - a) File must be in a .t2s format
 - b) File cannot be larger than 20 MB
 - c) Only one file may be uploaded per Tier II submission; please ensure that all of the facilities for which you are reporting are included in one .t2s file that was created in the EPA's Tier2 Submit 2018 program.

EPCRA "How to Comply" Packet

- 7) Choose "Upload Type"
 - a) "New 2018 Submission" if this is your initial submission in 2018 and you have not yet paid fees.
 - b) "**Correction to a previously uploaded 2018 Submission**" may be selected only if the facility has filed incorrectly and needs to make corrections to the yearly submission. **YOUR ORIGINAL TIER II FILE WILL BE REPLACED BY THE CORRECTED FILE.** Full instructions are included within this packet; see Table of Contents for exact location.
- 8) Click "Upload"
- 9) Review and confirm facility information: name, address, city, state, county, and category for each facility contained within the file you uploaded. All information is pulled directly from the file you uploaded.

NOTE: If a facility you want to submit is not listed, it is not in the file you uploaded.

IMPORTANT: If ANY information is incorrect in the electronic Tier II Report (.t2s format), it must be updated within the Tier2 Submit 2018 program, re-saved to your computer, and a new file must be uploaded to this website. Submitters CANNOT update information within the Tier II Report during the submission process.

- 10) Click "Payment/Invoice Options"
- 11) Select checkout method. Your choices will depend on the content of the file you uploaded and for which type of facility you are reporting. Government facilities will have only one option. Non-government facilities will have two options.
 - a) Non-government Payment Options
 - i) Pay via credit card, begins on step 13 (page 10)
 - ii) Pay via checking or savings account (ACH), begins on step 22 (page 12)
 - b) Government Payment/Invoice Options
 - i) Submit an invoice, begins on step 32 (page 15)
- 12) Click "Proceed to Checkout"
 - a) Pay via credit card, go to step 13 (page 10)
 - b) Pay via checking or savings account (ACH), go to step 22 (page 12)
 - c) Submit an invoice, go to step 32 (page 15)

NOTE: Logging out of the Kentucky.gov site before completing the submission and payment process will result in loss of all information entered or uploaded.

EPCRA "How to Comply" Packet

Credit Card Payments

- 13) Review **ALL** fees located in the box at the upper right-hand corner of the screen. There is a facility charge ranging from \$40 - \$250 per facility. There is a \$250 cap on fees per county. A 3% processing fee will be charged automatically and included with credit card online payments.
- 14) Enter the following credit card information. All fees that are collected by Kentucky Emergency Management (KYEM) via credit card will appear on the customer's monthly bill statement as **"L2G*DEPT MIL AFFAIRS | 502-607-5712"**
- Credit Card Number (Do not include spaces or dashes)
 - Expiration Date (month/year)
 - Security Code [3 digit code (CVV) on the back of the credit card]
 - Cardholder's Name
 - Cardholder's Address 1
 - Cardholder's Address Line 2 (*Not required*)
 - Cardholder's City
 - Cardholder's State (Defaults to Kentucky)
 - Cardholder's Zip Code
- 15) Select "Next"
- 16) Review Credit Card Details:
- Ensure total fee is correct; the fee will include an additional 3% for credit card transactions
 - Confirm card details (last four numbers of card and expiration date)
 - Confirm cardholder details (name and address)
- NOTE:** If anything is incorrect, click the "Edit" link to the right of the section.
- 17) Select "Pay Now"
- NOTE:** The service may take a few moments to process.
- CAUTION:** Avoid clicking the "Pay Now" button multiple times to avoid duplication of payment.
- 18) **Thank you for your payment!** Please print and save a copy of the receipt (with the confirmation number) for your records. It is proof of your completion of the state requirements for Tier II Inventory Reports.
- Click "PRINT" in the upper right hand corner to print a receipt
 - Click "EMAIL" in the upper right hand corner and a pop-up box will appear
 - Enter a valid email address
 - Click "send Email" and the box will disappear
- NOTE:** After you click "Send Email" and the pop-up disappears, you may click "EMAIL" in the upper right hand corner to send another copy to a different email address. This can be repeated as many times as desired.
- 19) **NOTE: Submission to LEPCs and Fire Departments** - To meet all state and federal requirements, a copy of the Tier II Report must also be submitted annually to the LEPC for the county where the

EPCRA "How to Comply" Packet

facility is located and the local fire department having jurisdiction for response to the facility. No fee is required to submit Tier II Reports to the LEPC or local fire department.

- a) Most, but not all, LEPCs require electronic submission of Tier II Reports. A complete list "LEPC Tier II Inventory Reporting Contact Information" can be found at the end of this packet.
 - i) For those LEPCs with an email listed simply email facility name, Tier II contact information, and the .t2s file created in the EPA's Tier2 Submit 20xx program.
 - ii) For those LEPCs that do not require electronic submission, please send facility name, Tier II contact information, and a printed copy of your Tier II Report via USPS or comparable mailing service.
- b) Most local fire departments in Kentucky still require a hard copy report. Contact the fire department directly for specific submission requirements.

20) Click "Continue"

21) **Thank You!** Click "Finish" to log out

EPCRA "How to Comply" Packet

ACH Payments - Electronic Checking or Electronic Savings Accounts.

22) Answer "Yes" or "No" if the transaction is an International ACH Transaction.

NOTE: International ACH transactions cannot be accepted.

- a) **YES**, if "Yes," please submit payment by an alternate method. It is the intent of the Commonwealth of Kentucky not to use the ACH system for transactions in violation of U.S. Law, including the sanctions administered by the Office of Foreign Assets Control (OFAC). It is also the intent of the agency to be in compliance with the "International ACH Transaction (IAT) Rules" that are part of the National Automated Clearinghouse Association (NACHA) Operating Rules. Accordingly, all payments made through this website/online application are intended only for payments not associated with a foreign bank account, which would classify it as an "International ACH Transaction (IAT)" under the NACHA Operating Rules.

Since this website's payment application does not accommodate IAT transactions, payers that would be considered an IAT payer should use some other method of remitting funds to the Commonwealth. Alternative forms of payment would include credit card.

- b) **NO**, if "No," you will automatically be moved to the next page.

23) Review **ALL** fees located in the box at the upper right-hand corner of the screen. There is a facility charge ranging from \$40 - \$250 per facility. There is a \$250 cap on fees per county. A \$2.00 processing fee will be charged automatically and included with ACH online payments.

24) Complete the following information on the ACH/Electronic Payment page:

- a) Account Type (Checking or Savings)
- b) Routing Number
- c) Verify Routing Number
- d) Account Number
- e) Verify Account Number
- f) Account Holder Name
- g) Account Holder Address
- h) Account Holder Address Line 2 (*Not required*)
- i) Account Holder City
- j) Account Holder State (Defaults to Kentucky)
- k) Account Holder Zip Code
- l) Account Holder Daytime Phone Number

25) Select "Next."

EPCRA "How to Comply" Packet

26) Review Banking Account Details:

- a) Ensure total fee is correct; the fee will include an additional \$2.00 processing fee for each transaction.
- b) Confirm Account Details
 - i) (last four numbers of account number)
 - ii) (complete routing number)
- c) Account Holder Details (name and address)

NOTE: If anything is incorrect, click the "Edit" link to the right of the section.

27) Select "Pay Now" to process the payment if the information is correct.

NOTE: The service may take a few moments to process.

CAUTION: Avoid clicking the "Pay Now" button multiple times to avoid duplication of payment.

28) **Thank you for your payment!** Please print and save a copy of the receipt (with the confirmation number) for your records; it is proof of your completion of the state requirements for Tier II Inventory Reports.

- a) Click "PRINT" in the upper right hand corner to print a receipt.
- b) Click "EMAIL" in the upper right hand corner and a pop-up box will appear.
 - i. Enter a valid email address.
 - ii. Click "send Email" and the box will disappear.

NOTE: After you click "Send Email" and the pop-up disappears, you may click "EMAIL" in the upper right hand corner to send another copy to a different email address. This can be repeated as many times as desired.

EPCRA "How to Comply" Packet

29) **Note: Submission to LEPCs and Fire Departments** - To meet all state and federal requirements a copy of the report must also be submitted annually to the LEPC for the county where the facility is located and the local fire department having jurisdiction for response to the facility. No fee is required to submit Tier II Reports to the LEPC or local fire department.

a) Most, but not all, LEPCs require electronic submission of Tier II Reports. A complete list "LEPC Tier II Inventory Reporting Contact Information" can be found at the end of this packet.

i) For those LEPCs with an email listed simply email facility name, Tier II contact information, and the .t2s file created in the EPA's Tier2 Submit 20xx program.

ii) For those LEPCs that do not require electronic submission, please send facility name, Tier II contact information, and a printed copy of your Tier II Report via USPS or comparable mailing service.

b) Most local fire departments in Kentucky still require a hard copy report. Contact the fire department directly for specific submission requirements.

30) Click "Continue"

31) **Thank You!** Click "Finish" to log out

EPCRA "How to Comply" Packet

Submit an Invoice - This is the only option for Government Facilities.

32) Verify and/or enter the owner/operator and billing information as you would like it displayed on the invoice. **Note:** This is probably not the submitter's personal information:

- a) Owner/Operator Name
- b) Facility/Parent Company Name
- c) Billing Address 1
- d) Billing Address 2 (optional)
- e) Billing City
- f) Billing State
- g) Billing Zip Code

33) Click "Submit"

Important: Click "Save a copy" or "Download Invoice" to view/print/and save a copy of the invoice for your records. The invoice is your proof of submission to the state.

34) **Note: Submission to LEPCs and Fire Departments** - To meet all state and federal requirements a copy of the report must also be submitted annually to the LEPC for the county where the facility is located and the local fire department having jurisdiction for response to the facility. No fee is required to submit Tier II Reports to the LEPC or local fire department.

- a) Most, but not all, LEPCs require electronic submission of Tier II Reports. A complete list "LEPC Tier II Inventory Reporting Contact Information" can be found at the end of this packet.
 - i) For those LEPCs with an email listed simply email facility name, Tier II contact information, and the .t2s file created in the EPA's Tier2 Submit 20xx program.
 - ii) For those LEPCs that do not require electronic submission, please send facility name, Tier II contact information, and a printed copy of your Tier II Report via USPS or comparable mailing service.
- b) Most local fire departments in Kentucky still require a hard copy report. Contact the fire department directly for specific submission requirements.

35) Click "Next"

36) **Thank You!** Click "Finish" to log out

EPCRA "How to Comply" Packet

Submitting a Correction

Facilities may choose to use the option "Correction to a previously uploaded 2018 Submission" **only** if the facility has filed incorrectly and needs to make corrections to the yearly submission. **YOUR ORIGINAL TIER II FILE WILL BE REPLACED BY THE CORRECTED FILE.**

- 1) Enter the following URL to access the online submission application:
<https://secure.kentucky.gov/kyem/tier2submission>
- 2) Click "Start"
- 3) Enter your user name and password then click "Sign In!"
- 4) Review and verify or update the Tier II Submitter Contact Information
- 5) Click "Save and Continue"
- 6) Click "Browse" to find the file you corrected using the EPA's Tier2 Submit 2018 program. This must have a .t2s extension; select the file by double-clicking.
- 7) Choose "Upload Type" - **"Correction to a previously uploaded 2018 Submission"**
- 8) Enter "Previous Confirmation Number"
- 9) Click "Upload"
- 10) Review and confirm facility information for each facility contained within the file you uploaded. All information is pulled directly from the file you uploaded.
- 11) Click "Submit Update"
 - a) You will be prompted, **"Are you sure you want to submit this replacement?"**
 - b) Clicking OK will replace the last file submitted for your facility(ies) with the current. All previous data files will be removed.
- 12) Click "Finish" to log out

Note: Any yearly updates to chemicals need to be mailed to your Local Emergency Planning Committee and the Kentucky Emergency Response Commission.

Kentucky Emergency Response Commission

101 Minuteman Parkway

Frankfort, KY 40601

EPCRA "How to Comply" Packet

Submitting to LEPCs and Fire Departments

Note: Submission to LEPCs and Fire Departments - To meet all state and federal requirements a copy of the report must also be submitted annually to the LEPC for the county where the facility is located and the local fire department having jurisdiction for response to the facility. No fee is required to submit Tier II Reports to the LEPC or local fire department.

- a) Most, but not all, LEPCs require electronic submission of Tier II Reports. A complete list "LEPC Tier II Inventory Reporting Contact Information" can be found at the end of this packet.
 - i) For those LEPCs with an email listed simply email facility name, Tier II contact information, and the .t2s file created in the EPA's Tier2 Submit 20xx program.
 - ii) For those LEPCs that do not require electronic submission, please send facility name, Tier II contact information, and a printed copy of your Tier II Report via USPS or comparable mailing service.
- b) Most local fire departments in Kentucky still require a hard copy report. Contact the fire department directly for specific submission requirements.

EPCRA "How to Comply" Packet

FAQ: General EPCRA and Kentucky Requirements for Reporting

What if I have other questions not found on this list?

The EPA manages a Frequently Asked Questions (FAQ) page on their website: <https://emergencymanagement.zendesk.com/hc/en-us/categories/201455628>

Is there someone with the State of Kentucky that I may contact for help?

Yes, the KERC Program Manager or EHS Planner is available via email at tier2kyem@gmail.com or by phone at 502-607-5712.

Who must submit a Tier II Report (comply)?

The owner or operator of any facility that is required, under administrative regulations implementing the Occupational Safety and Health Act of 1970, to prepare or have available a Safety Data Sheet (SDS) for a hazardous chemical present at the facility must annually submit a Tier II Report. SDS requirements are specified in the Occupational Safety and Health Administration (OSHA) Hazard Communication Standard, found in Title 29 of the Code of Federal Regulations at 1910.1200.

The owner or operator of a facility must submit a Tier II Report when all of the following conditions are met:

- 1) Facility is subject to the OSHA Hazard Communication Standard; and
- 2) Facility uses, produces, and/or stores a hazardous chemical and/or an "Extremely Hazardous Substance" (EHS); and
- 3) The quantity of one of these hazardous chemicals or EHSs is in excess of the "Threshold Quantity" (TQ).

Where can I get a Safety Data Sheet (SDS)?

The manufacturer (or importer) of a particular chemical substance has the primary responsibility under OSHA for determining whether that chemical is subject to OSHA's SDS requirements. OSHA regulations require manufacturers and importers to provide information on the hazard of their chemicals to persons using or distributing those chemicals. One option for facility owners or operators who are not certain whether they have a hazardous chemical that requires an SDS under OSHA is to contact the manufacturer of the substance for assistance in making this determination.

When do I submit a Tier II Report?

Tier II reporting is required each year between January 1st and March 1st. Submissions filed after the March 1st deadline will be classified as late and, per [KRS 39E.990](#), may be assessed a civil penalty and/or fined a minimum of \$250. Each day upon which the violation occurs shall be considered a separate violation, and a separate civil penalty may be imposed.

Starting in 2019, Kentucky **WILL** impose a single, one time, \$250 late fee, per facility, for annual reporting. **Any Facility** that submits their Tier II Report after the March 1st deadline will be charged the \$250 late fee.

EPCRA "How to Comply" Packet

Are there fees for submitting a Tier II Report?

Yes, per [KRS 39E.050](#):

(1) The KERC shall institute a fee system to assist in the administration of its programs and activities at both state and local levels.

(2) (a) Any facility required to report under the provisions of this chapter shall annually submit to the commission the required fee of forty dollars (\$40) no later than March 1. This paragraph shall not apply to facilities that pay a fee pursuant to paragraph (b) of this subsection.

(b) Any facility required to report under the provisions of this chapter and which meets any of the following standards shall annually submit to the commission the required fee of two hundred fifty dollars (\$250) no later than March 1:

1. The facility has any of the EHSs identified in [40 CFR Part 355](#), as amended;
2. The facility has eleven (11) or more hazardous substances as defined in [KRS 39E.020](#); or
3. The facility has a total inventory of hazardous substances as defined in [KRS 39E.020](#) of over four hundred ninety-nine thousand nine hundred ninety-nine (499,999) pounds.

(c) If the same owner or owners own two (2) or more facilities in a single county and all of the facilities are required to submit fees pursuant to paragraph (a) of this subsection, the reporting fees due from the owner or owners shall not exceed a total of two hundred fifty dollars (\$250) for all those facilities in that county.

(d) The provisions of this subsection shall not apply to a facility owned or operated by local, state, or federal government.

What Category Is My Facility?

Category One Facility - \$0

Any facility owned or operated by a local, state, or federal government. Category one facilities are exempted from paying any fee in accordance with [KRS 39E.050](#). This exemption applies solely to fees and does not exempt any category one facility from reporting requirements. Category one facilities are not exempted from late fees.

Category Two Facility - \$40

Any facility that has not less than 10,000 pounds and not more than 499,999 pounds of each of ten (10) or fewer hazardous substances, with the combined total of all hazardous substances not exceeding 499,999 pounds.

Category Three Facility - \$250

Any facility that has 10,000 pounds or more of each of eleven (11) or more hazardous substances, with the combined total of all hazardous substances not exceeding 499,999 pounds.

Category Four Facility - \$250

Any facility that has a total inventory of over 499,999 pounds of hazardous substances.

EPCRA "How to Comply" Packet

Category Five Facility - \$250

Any facility that has an Extremely Hazardous Substance (EHS) listed in [40 CFR Part 355](#) as amended (EPA's list of Extremely Hazardous Substances) in excess of the Threshold Planning Quantity (TPQ) or 500 pounds whichever is less.

Do state agencies have to pay a fee?

No, any facility owned or operated by a local, state, or federal government (a category one facility) is exempted from paying any reporting fee in accordance with [KRS 39E.050](#). This exemption applies solely to fees and does not exempt any category one facility from reporting requirements. Category one facilities are not exempted from late fees.

How do I report multiple facilities?

Only one file may be uploaded per Tier II submission. It is imperative facilities ensure that all of the facilities for which they are reporting are included in one .t2s file created in the EPA's Tier2 Submit 20xx program. Fees are calculated automatically during the online submission process. The owner of two (2) or more facilities in a single county subject to paying a reporting fee, shall pay a reporting fee not to exceed two hundred fifty dollars (\$250) for all those facilities in that county.

Do I receive a discount if I am reporting multiple facilities?

Yes, the same owner or owners of two (2) or more facilities in a single county subject to paying a reporting fee shall pay a reporting fee not to exceed two hundred fifty dollars (\$250) for all those facilities in that county. A processing fee will be charged automatically and included with the online payment submission. However, after March 1st, **ALL** facilities will be charged the \$250 late fee.

Are there penalties for filing late?

Any owner or operator who violates any Tier II reporting requirement shall be subject to penalties as set forth in [P.L. 99-499, Title III, Section 325](#) and [KRS Chapter 39E.990](#) and subsequent administrative regulations. Starting in 2019, Kentucky **WILL** impose a single, one time, \$250 late fee, per facility, for annual reporting. **Any Facility** that submits their Tier II Report after the March 1st deadline will be charged the \$250 late fee.

How do I submit Tier II Report fees?

All Kentucky facilities are required to file Tier II Reports and pay all associated fees electronically in accordance with KYEM's annually published EPCRA "How to Comply Packet." A processing fee will be charged automatically and included with the online payment submission.

What payment methods may I use to pay my Tier II fees?

Fees are calculated automatically during the online submission process. Only two (2) forms of payment are currently accepted: credit card and ACH (electronic checking or electronic savings).

Do I have to pay my Tier II fees electronically?

Yes, all Kentucky facilities are required to file Tier II Reports and pay all associated fees electronically in accordance with KYEM's annually published EPCRA "How to Comply Packet."

EPCRA "How to Comply" Packet

What if I feel the fee I paid was incorrect?

If you feel you were charged too much or not enough, contact the KERC Program Manager or EHS Planner via email at tier2kyem@gmail.com or phone at 502-607-5712. A copy of the credit card or bank account statement and the Tier II submission receipt will be required to issue any refund.

Who do I send a copy of my Tier II Report?

Facilities must submit a copy of their completed Tier II Report(s) to each of the following organizations:

- 1) Your State Emergency Response Commission, in Kentucky this is known as the Kentucky Emergency Response Commission (KERC)
- 2) Your Local Emergency Planning Committee (LEPC)
- 3) The fire department with jurisdiction over your facility

How do I submit my Tier II Report to the KERC?

Electronically through Kentucky's Online Tier2 Submit Website:

<https://secure.kentucky.gov/kyem/Tier2submission>

All Kentucky facilities are required to file Tier II Reports and pay all associated fees electronically in accordance with KYEM's annually published EPCRA "How to Comply Packet."

Is having an account with Kentucky.gov required to submit a Tier II Report?

You must have an account with Kentucky.gov in order to submit online. It may take several minutes for your password to be activated. You may obtain a free account from a link on the Tier II online submission homepage, or at:

<https://secure.kentucky.gov/g2p/KII.G2P.Portal.Web.Pages.SSO/Registration.aspx?hsid=>

Can I retrieve historical submission receipts from my Kentucky.gov account?

Yes, the file submitter may log into the online submission website at: <https://secure.kentucky.gov/kyem/tier2submission> and retrieve a receipt of payment and invoice.

- 1) Log In
- 2) Confirm User Account Information
- 3) Save and Continue

The complete file upload history related to your Kentucky.gov account can be viewed on this and following pages; click the "History" link located in the upper right-hand corner to view submission history.

- a) Hyperlink in "file" column will allow you to download old Tier II files
- b) Hyperlink in "status" column will allow you to download a receipt
- c) "View Facilities" button will show list of facilities reported in file upload

Do I have to file a Tier II Report electronically?

Yes, all Kentucky facilities are required to file Tier II Reports and pay all associated fees electronically in accordance with KYEM's annually published EPCRA "How to Comply Packet".

EPCRA "How to Comply" Packet

May I submit a paper Tier II Report?

No, Kentucky no longer accepts hard copy (paper) Tier II Reports or paper checks for the associated fees!

Does filing an electronic Tier II Report require a special program?

Yes, Kentucky requires facilities to use the EPA's Tier2 Submit 20xx program. Tier2 Submit 20xx was developed by the National Oceanic and Atmospheric Administration (NOAA) and the EPA, now maintained by the Risk Management Plan (RMP) Reporting Center, and was designed to help facilities prepare an electronic chemical inventory report. The "Tier2 Submit 2018 Software" is available at: <http://www2.epa.gov/epcra-tier-i-and-tier-ii-reporting/tier2-submit-software>.

After downloading the program, complete the required information and save the file to a location on your computer. You will upload this file later to the KYEM Online Tier2 Submission page.

If you have any problems downloading a copy of Tier2 Submit 20xx, or for technical support, contact the RMP Reporting Center (RMPPRC@epacdx.net) or call (703) 227-7650. The RMP Reporting Center is staffed on weekdays from 8:00am to 4:30pm Eastern Standard Time.

Has anything changed in Tier2 Submit 2018?

There are no major changes to the Tier2 Submit 2018 software.

EPCRA "How to Comply" Packet

How do I submit my Tier II Report to an LEPC?

To meet all state and federal requirements, a copy of the Tier II Report must also be submitted annually to the LEPC for the county where the facility is located. No fee is required for submission of Tier II Reports to an LEPC.

Most, but not all, LEPCs require electronic submission of Tier II Reports. A complete list "LEPC Tier II Inventory Reporting Contact Information" and LEPC submission requirements can be found within KYEM's annually published EPCRA "How to Comply Packet".

- a) For those LEPCs with an email listed simply email facility name, Tier II contact information, and the .t2s file created in the EPA's Tier2 Submit 20xx program.

Facility Owners: If you receive an undeliverable notice from any listed LEPC contact, **PLEASE** email the KERC Program Manager or EHS Planner ASAP @ tier2kyem@gmail.com. Thank You!

- b) For those LEPCs that do not require electronic submission, please send facility name, Tier II contact information, and a printed copy of your Tier II Report via USPS or comparable mailing service.

How do I submit my Tier II Report to the Local Fire Department?

To meet all state and federal requirements a copy of the Tier II Report must also be submitted annually to the local fire department having jurisdiction for response to the facility. No fee is required for submission of Tier II Reports to a local fire department. Facilities must contact individual fire departments to determine their specific Tier II Report submission requirements.

Do I report chemical amounts I currently have at the facility?

No, facilities are required to report inventories for chemicals that were present at the facility at any time during the previous calendar year at levels that equal or exceed reporting threshold.

What measurement is used when calculating Threshold Quantity (TQ)?

Facilities must determine how much of the hazardous chemical(s) or EHS(s) the facility has on site using pounds as the unit of measurement.

All amounts must be calculated in pounds. To convert gas or liquid volume to weight in pounds, multiply the volume amount by the specific gravity factor. For pure substances the total weight is determined by adding together the weight of each container of the substance. There are two options to use when calculating your chemical inventory for mixtures:

- 1) Report the weight of the entire mixture as a whole; or
- 2) Only report the portion of the mixture that is a hazardous material. This is done by multiplying the weight of the chemical by the percent concentration of the chemical.

EPCRA "How to Comply" Packet

How do I calculate quantity of chemicals in storage?

In order to determine if you have a TQ, or the amount that triggers inventory reporting, of a hazardous chemical or EHS you must first inventory your chemicals. If you are in compliance with the OSHA Hazard Communication Standard, you already have your SDS gathered, and know what chemicals you have. If you have not done this, you need to collect this information. NOTE: Facilities which have no SDS for a chemical should call their supplier and request one. Suppliers are required by law to provide updated copies on request.

What chemicals are included?

You must report the required information on the Tier II Report for each hazardous chemical present at your facility in quantities equal to or greater than established threshold amounts (discussed below), unless the chemicals are excluded under Section 311(e) of Title III. Hazardous chemicals are any substance for which your facility must maintain an SDS under OSHA's Hazard Communication Standard.

What is a Reporting Threshold?

The Reporting Threshold is defined as the level that must be reported to regulatory agencies to alert them to the presence of a specific chemical. Minimum reporting quantity thresholds have been established under [SARA Title III, Section 312](#) for hazardous chemicals and EHS Tier II reporting.

May I report a chemical that is "Under Threshold"?

In the "Chemicals in Inventory" section, on the "Physical State & Quantity" tab check the box marked "Below Reporting Threshold". This option can be used if a facility has one or more chemicals they wish to report that are under threshold.

May I report if all my chemicals are "Under Threshold"?

If ALL chemicals reported are under threshold, this type of facility is not required to submit a Tier II Report; however, in the interest of providing information and maintaining the highest level of public safety, the KERC welcomes any Tier II Report from any facility. Contact the KERC Program Manager or EHS Planner for specific instructions: tier2kyem@gmail.com or 502-607-5712.

EPCRA "How to Comply" Packet

Are any chemicals exempt from Tier II reporting?

EPCRA Section 311 exempts several categories from the definition of "hazardous chemical" and are, therefore, exempt from EPCRA planning and/or reporting requirements. "Hazardous Chemical" is defined by section 1910.1200(c) of title 29 of the Code of Federal Regulations.

40 CFR Part 370, the current version of EPCRA regulation, states:

You do not have to report substances for which you are not required to have an SDS under the OSHA regulations, or that are excluded from the definition of hazardous chemical under EPCRA section 311(e). Each of the following substances are excluded under EPCRA section 311(e):

(a) Any food, food additive, color additive, drug, or cosmetic regulated by the Food and Drug Administration.

(b) Any substance present as a solid in any manufactured item to the extent exposure to the substance does not occur under normal conditions of use.

(c) Any substance to the extent it is used:

(1) For personal, family, or household purposes, or is present in the same form and concentration as a product packaged for distribution and use by the general public. Present in the same form and concentration as a product packaged for distribution and use by the general public means a substance packaged in a similar manner and present in the same concentration as the substance when packaged for use by the general public, whether or not it is intended for distribution to the general public or used for the same purpose as when it is packaged for use by the general public;

(2) In a research laboratory or hospital or other medical facility under the direct supervision of a technically qualified individual; or

(3) In routine agricultural operations or is a fertilizer held for sale by a retailer to the ultimate customer.

There are also a number of exemptions under the OSHA Hazard Communication Standard which affect the requirement for preparing or having available an SDS. These are listed in 29 CFR 1910.1200(b).

EPCRA "How to Comply" Packet

Are there any Tier II reporting exceptions for retail petroleum facilities?

On February 11, 1999, the EPA issued a final rule raising thresholds that trigger SDS Section 311 reporting and Section 312 annual chemical inventory reporting (Tier II) under EPCRA for gasoline and diesel stored entirely in underground storage tanks at retail petroleum facilities that are in compliance with requirements for Underground Storage Tanks (UST).

- Gasoline (all grades combined) that was in tanks entirely underground at a retail gas station that was in compliance at all times during the preceding calendar year with all applicable UST requirements: TQ 75,000 gallons
- Diesel fuel (all grades combined) that was in tanks entirely underground at a retail gas station that was in compliance at all times during the preceding calendar year with all applicable UST requirements: TQ 100,000 gallons

What is considered a Hazardous Chemical?

There is no comprehensive list of hazardous chemicals. The EPCRA regulations in [40 CFR Part 370](#) cite OSHA's broad definition of hazardous chemical (with certain exceptions listed in EPCRA Section 311(e)), which includes any element, compound, or mixture of elements that is a physical hazard or a health hazard (29 CFR Section 1910.1200(c) and 40 CFR Section 370.66).

Health hazards include, among others, chemicals that are carcinogens, toxics, reproductive toxins, irritants, corrosive, neurotoxins, hepatotoxins, and chemicals that damage the lungs, skin, eyes, or mucous membranes (29 CFR Section 1910.1200(c) and Appendix A).

Physical hazards include, among others, chemicals that are combustible, explosive, flammable, oxidizers, reactive, unstable, water-reactive, as well as compressed gases (29 CFR Section 1910.1200(c)).

What is the Threshold Quantity (TQ) for Hazardous Chemicals?

If your facility stores or uses more than 10,000 pounds of any one hazardous chemical or a mixture containing the TQ of a hazardous chemical at your facility, at any one point in time, on any one given day (24 hours), as defined by the OSHA Hazard Communication Standard.

If a chemical exhibits one or more of these characteristics it is considered to be a hazardous chemical. Similarly, if a formulation of several chemicals exhibits one or more of these characteristics, the formulation is a hazardous chemical. If you have any chemicals covered by the OSHA Hazard Communications Standard, those chemicals are also regulated under EPCRA. The characteristics of a chemical or compound and its reporting requirements can be identified from its OSHA SDS.

EPCRA "How to Comply" Packet

What is considered an Extremely Hazardous Substances (EHS)?

There is a comprehensive list of EHS. There are 474 EHSs and they are all included on the EPA's "List of Lists". The List of Lists, current version - March 2015, is a consolidated list of chemicals subject to:

- Emergency Planning and Community Right-to-Know Act (EPCRA);
- Comprehensive Environmental Response, Compensation, and Liability Act (CERCLA); and
- Section 112(r) of the Clean Air Act (CAA).

It was prepared to help facilities handling chemicals determine, for a specific chemical, whether they may be subject to certain reporting requirements. These lists should be used as a reference tool, not as a definitive source of compliance information. Please refer to the requirements in the appropriate part of the Code of Federal Regulations (CFR).

- Emergency planning notification under EPCRA section 302 (40 CFR Part 355)
- Emergency release notification under EPCRA section 304 (40 CFR Part 355)
- Toxic chemical release reporting under EPCRA section 313 (40 CFR Part 372)
- Hazardous substances release notification under CERCLA sections 102-103 (40 CFR Part 302)
- Accidental release prevention requirements under CAA 112(r) (40 CFR Part 68)

The List of Lists is available at:

<http://www2.epa.gov/epcra/epcracerclacaa-ss112r-consolidated-list-lists-march-2015-version>

There are NO trade names on this list, only specific chemical names. The specific chemical names may appear in the list of active ingredients on the label of a trade-named product/material, or are stated on the SDS.

What Is the Threshold Quantity (TQ) for Extremely Hazardous Substances (EHS)?

If your facility stores or uses more than 500 pounds of any one EHS or the listed TPQ, whichever is less. Examples include, but are not limited to, chlorine, ammonia, sulfuric acid, hydrofluoric acid, nitric acid. NOTE: There are 474 EHS, of which 80 have a TPQ less than 500 pounds. Please refer to the List of Lists, March 2015 Version, for a complete list of all EHS.

How do I determine Quantity Thresholds of a Mixture?

To determine whether a reporting threshold for an EHS has been met or exceeded, the owner or operator of a facility must aggregate the quantity of the EHS present as a component in all mixtures at the facility and all other quantities of the EHS present at the facility, including the quantity of the EHS present in mixtures that the facility is reporting as a mixture.

EPCRA "How to Comply" Packet

Does a facility have an option how to report a mixture containing EHS?

Under Sections 311 and 312, when EHS are contained within a mixture, the mixture may be reported by choosing one of two options:

- Providing the required information on each component that is a hazardous chemical within the mixture. In this case, the concentration of the hazardous chemical in weight percent must be multiplied by the mass (in pounds) of the mixture to determine the quantity of the hazardous chemical in the mixture. No SDS has to be submitted for hazardous components in a mixture with quantities in concentrations under 0.1 percent for carcinogens and 1 percent for all other hazardous components of the total weight of the mixture.
- Providing the required information on the mixture as a whole, using the total quantity of the mixture.

How do I find Threshold Quantity with mixtures?

You may wish to create a spreadsheet that lists each trade name or pure substance you have in one column and the ingredients (composition) shown on the SDS in another column. In another column list the percent concentration for each ingredient on the SDS. For substances having a range of concentration use the maximum percentage shown. When two or more trade names or mixtures contain the same ingredient, list the amount of the ingredient in the same column to facilitate adding the quantities together. When your inventory is done, figure the ingredient weight in pounds and add the columns to give the total weight of each individual ingredient. **Any hazardous ingredient present in amounts of one percent or more in a mixture must be listed. If the chemical is a carcinogen (this should be listed on an SDS) it must be listed if present in excess of 0.1 percent.** These percentages are known as the de minimis concentrations. Hazardous ingredients must be listed whether they are active or inert. Examples of inert hazardous ingredients include flammable or toxic solvents used as a carrier, compressed gas as a propellant, and contaminants.

Example: A forklift battery with an electrolyte containing 70% sulfuric acid may have a total weight of 1000 pounds. The sulfuric acid may be reported either as 1000 pounds or as 0.70×1000 pounds = 700 pounds. Either number would still need to be multiplied by the total number of forklift batteries at the facility to report the total amount of sulfuric acid for the facility.

EPCRA "How to Comply" Packet

May I designate the location of a chemical(s) as confidential?

In order to fulfill the proper reporting under EPCRA, a facility owner or operator using Tier2 Submit 20xx to complete a Tier II Report with “confidential” storage locations can omit the location information on their Tier2 Submit 20xx record if they (a) check the “Confidential” box on the Storage Locations tab in the Chemicals in Inventory module and (b) also submit a Confidential Location Information Form to the SERC, LEPC, and local fire department according to their state’s requirements. This confidential location form is used by the authorities to verify actual locations for audits and emergencies; the form is not made available to the public.

Kentucky facilities wishing to keep chemical location information confidential must:

- A. Download and complete the Tier2 Inventory Confidential Location Form (PDF) from KYEM's website: <http://kyem.ky.gov/programs/Pages/SARATitleIII.aspx>
- B. Attach the confidential form to the electronic (.t2s file) Tier II Report prior to submission to the KERC.
 - a. Click “Add” on the Attachments Tab in the Tier2 Submit 20xx program and select your completed form
- C. Email confidential form to tier2kyem@gmail.com.
 - a. Subject line of email must include Tier2 Online Submission Invoice Number or Confirmation Number (you will be given this number when submission process is complete and all associated fees have been paid)

May I designate a chemical(s) as a “Trade Secret”?

Do not check the “Trade Secret” box unless you have received approval from the EPA. The KERC does not substantiate trade secret claims. If your trade secret claim is substantiated by EPA, you must submit a sanitized Tier II Report and EPA’s confirmation of your claim to the KERC.

Forms and other information about how to report trade secrets must be obtained from the EPA at: <http://www2.epa.gov/epcra/substantiation-accompany-claims-trade-secrecy-under-epcra>. You may also contact the EPCRA Call Center at: 800-424-9396 or by mail at: EPCRA Trade Secrets, Office of Emergency Management, USEPA Headquarters, William Jefferson Clinton Federal Building, 1200 Pennsylvania Avenue, N. W., Mail Code: 5104A, Washington, DC 20460.

EPCRA "How to Comply" Packet

FAQ: General Tier2 Submit 20xx Functions

How do I save my electronic Tier II Report in the proper format?

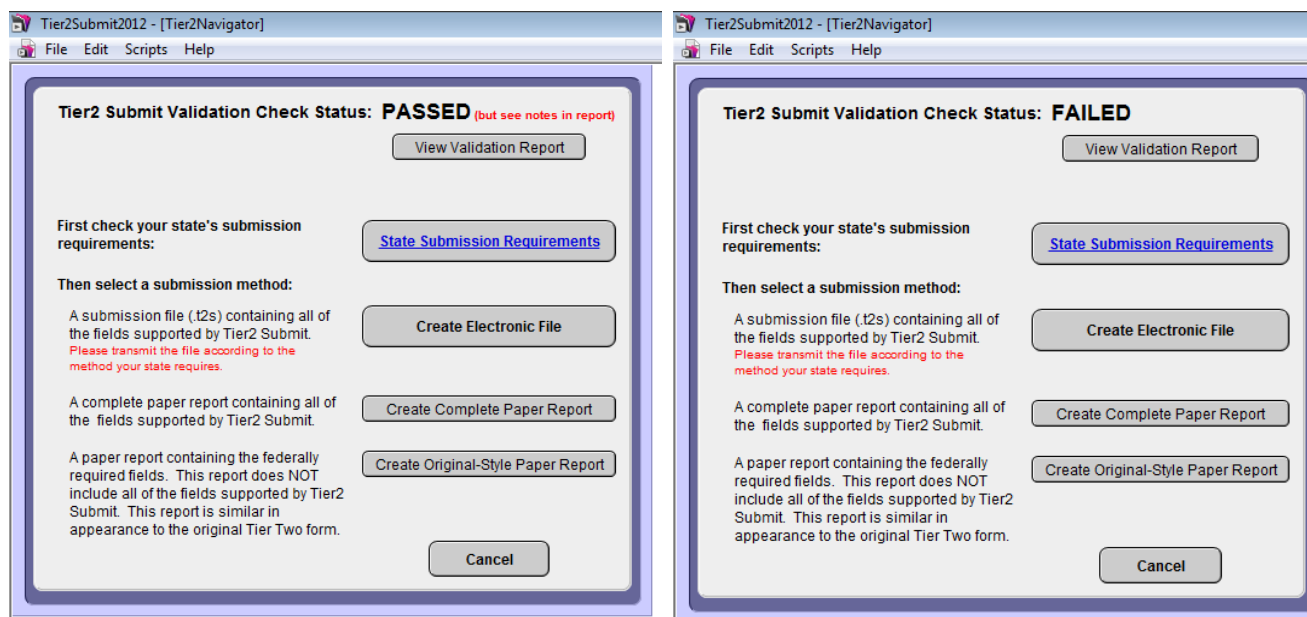
After completing the required facility and chemical information select "Create Submission" from the FILE dropdown menu found in the top left hand corner of your screen. Select ALL Records. Click "Start Submission Validation." Validation Check Status must be PASSED. Save the file to your computer. Be sure to remember the file's saved location on your computer as you will upload this file later to the KYEM Online Tier2 Submission page.

1. Click "File" drop-down menu
2. Select "Create Submission" and select "All Records"
3. Click "Start Submission Validation"
4. Select "Create Electronic Submission File" (**ONLY** if Validation Check Status: **PASSED**)

How do I check to see if my Tier II Report is valid (completed correctly)?

1. Click "File" dropdown menu
2. Select "Create Submission" and select "All Records"
3. Click "Start Submission Validation"

Passing Validation - If you see the following: **PASSED** (but see notes in report) or **FAILED** there is incomplete or inaccurate information within your Tier II Report and you must click View Validation Report. View the report. Each facility that has missing information or validation errors will be listed. All items contained within the Validation Report must be corrected. All reports submitted that do not completely pass validation will be invalid and marked by state officials as such. Invalid submissions will be classified as late and, per [KRS 39E.990](#), may be assessed a civil penalty.



EPCRA "How to Comply" Packet

How do I print a paper copy of my Tier II Report?

- 1) Open Tier2 Submit 20xx
- 2) Click "Start Tier2 Submit"
- 3) Click File, top left corner
- 4) Select Create Submission
- 5) Select radio button of choice: current record, found set, all records
- 6) Click "Start Submission Validation"
- 7) Follow the rest of the on-screen instructions for previewing and printing the report.

Where can I find my NAICS Number?

The North American Industry Classification System (NAICS) is used to classify business establishments according to type of economic activity (process of production) and has largely replaced the older Standard Industrial Classification (SIC) system. Full details at: <https://www.census.gov/eos/www/naics/>

Where can I find my Dun & Bradstreet (DUNS) Number?

The DUNS Number is a unique 9-digit identification sequence that provides identifiers to single business entities while linking corporate family structures together. Full details at: <http://mycredit.dnb.com/search-for-duns-number/>

Where can I find my SIC Number?

The Standard Industrial Classification (SIC) is a system for classifying industries by a four-digit code. Established in the United States in 1937, it is used by government agencies to classify industry areas. In the United States, the SIC code is being supplanted by the six-digit North American Industry Classification System (NAICS code), which was released in 1997; however certain government departments and agencies, such as the U.S. Securities and Exchange Commission (SEC), still use the SIC codes. Full details at: <https://siccocode.com/en/siccocode/list/directory>

Where can I find my TRI Number?

The Toxic Release Inventory (TRI) number is required if a company treats, recycles, disposes, or releases more than 500 pounds of a chemical into the environment (as opposed to just handling it) annually. Full details at: <http://www2.epa.gov/toxics-release-inventory-tri-program/tri-threshold-screening-tool>

Where can I find my RMP Number?

The Risk Management and Chemical Accident Prevention (RMP) number is required under the authority of section 112(r) of the Clean Air Act. The Chemical Accident Prevention Provisions require facilities that produce, handle, process, distribute, or store certain chemicals to develop a Risk Management Program, prepare a Risk Management Plan (RMP), and submit the RMP to EPA. Owners or operators of a stationary source with more than a threshold quantity of one of the 140 listed toxic and flammable substances <http://www.gpo.gov/fdsys/pkg/CFR-2011-title40-vol15/xml/CFR-2011-title40-vol15-sec68-130.xml> in 40 CFR Section 68.130 must submit a RMP. Full details at <http://www2.epa.gov/rmp>

Where can I find my EIN Number?

The Employer Identification Number (EIN), also known as Federal Employer Identification Number (FEIN), is the corporate equivalent to a Social Security number. It is issued to anyone, including individuals, who have to pay withholding taxes on employees. It is also issued to entities, such as states,

EPCRA "How to Comply" Packet

government agencies, corporations, limited liability companies, and any other organization that must have a number for a purpose in addition to reporting withholding tax, such as for opening a bank or brokerage account. Full details at: <https://www.irs.gov/businesses/small-businesses-self-employed/apply-for-an-employer-identification-number-ein-online> or call 1-800-829-1040, the Internal Revenue Service's (IRS) toll-free number for customer service questions.

If I am submitting electronically, how do I sign the Tier II Report?

Per 40 CFR 370.42, the owner, operator, or an officially designated representative must submit a certification statement containing an original signature that all information included in the submission is true, accurate, and complete. If a facility is reporting electronically, e.g., by using Tier2 Submit 20xx, the original signature requirement may be met by electronic certification according to requirements established by the state.

Kentucky facilities are required to submit electronically and may meet the signature requirements by accurately entering the owner's, operator's, or an officially designated representative's name and date of completion in the appropriate fields. Kentucky facilities that submit electronically are **NOT** required to also submit a certification statement on paper.

Technology Requirements for the Tier2 Submit Software

If you have any problems downloading a copy of Tier2 Submit 20xx, or for technical support, contact the RMP Reporting Center at (RMPPRC@epacdx.net) or call (703) 227-7650. The RMP Reporting Center is staffed on weekdays from 8:00am to 4:30pm Eastern Standard Time. The newest version of Tier2 Submit 20xx is for calendar year 2019, reporting year 2018.

- Tier2 Submit 2018 for Windows
 - The Windows version can be run on Windows 7 (Service Pack 1), Windows 8.1 or Windows 10 operating systems.
- Tier2 Submit 2018 for Macintosh
 - The Macintosh version can be run on Mavericks (10.9), Yosemite (10.10), El Capitan (10.11), and Sierra (10.12) operating systems.

Operating systems not listed here have not been tested and are not supported.

EPCRA "How to Comply" Packet



Technology Requirements for Kentucky's Online Submission Website

- Requires that your operating system be Windows XP or higher.
- Requires your internet browser be Internet Explorer 7 – 11

It is required that you use **Internet Explorer** as your browser. Google Chrome, Opera, Firefox, and other browsers **will not** work with the current payment applications that are required to complete the Tier II submission process.

For older browser users, the website may indicate the site is not secure due to Microsoft's certificate policies; however, the registration site is secure and the Tier II payment you will be making as part of the KYEM Online Submission is also secure. If a security certificate issue appears, please click "Continue to this website." For further information regarding this issue, please contact Kentucky.gov at <http://kentucky.gov/Pages/contact.aspx>.

2019 LEPC Contact Information for Tier II Inventory Reporting

 <h2 style="text-align: center;">2019 LEPC Contact Information for</h2>  <h3 style="text-align: center;">Tier II Inventory Reporting</h3>			
County- Area	Requires Electronic Submission	Email facility name, Tier II contact information, and the .t2s file created in the EPA's Tier2 Submit 2018 to the email address listed. If a mailing address is listed, please send facility name, Tier II contact information, and a printed copy of the Tier II Report via USPS or comparable mailing service.	
NKEPC-6***	YES	William Fletcher	Tier2Reports@nkepc.org
Adair-10	YES	Mike Keltner	mike.keltner@yahoo.com
Allen-3	YES	Gary Petty	gary.petty@henkel.com
Anderson-5	YES	Bart Powell	bart.powell@roadrunner.com
Ballard-1	YES	Travis Holder	ballardoem@brtc.net
Barren-3	YES	Candace Baker	cbaker@felkerbrothers.com
Bath-7	YES	Jason York	bathemd@gmail.com
Bell-9	YES	Ben Barnett	director@bellcountyema.com
Bourbon-5	YES	Mike Withrow	mwithrow@paris.ky.gov
Boyd-7	YES	Tom Adams	robomedic318@mail.com
Boyle-5	YES	Mike Wilder	mwilder@boyleky.com
Bracken-6	YES	F. Neider Reynolds	brackencoem@gmail.com
Breathitt-8	YES	Chris Friley	cfriley@setel.com
Breckinridge-4	YES	Eric Vertrees	ericvertrees@bbtel.com
Bullitt-4	YES	Mike Phillips	mikedphillips@windstream.net
Butler-3	YES	Richard Henderson	butlercountylepc@outlook.com
Caldwell-1	YES	Clay Hughes	chughes417@gmail.com
Calloway-1	YES	William Call	callowayem@callowayky.com
Carlisle-1	YES	Josh Glover	carlisle911@windstream.net
Carroll-6	NO	Pat Stewart	Carroll Co. LEPC, 829 Polk Street, Carrollton, KY 41008
Carter-7	YES	Roger Dunfee	rdunfeegem@gmail.com
Casey-10	YES	Josh Wethington	jdwethington@yahoo.com
Christian-2	YES	Cecelia Cloos	ccloos@hesenergy.net

EPCRA "How to Comply" Packet

Clark-5	YES	Stephanie Johnson	siberea@yahoo.com
Clay-9	YES	David Watson	david.watson@ahss.org
Clinton-10	YES	Lonnie Scott	ccems@hotmail.com
Crittenden-2	YES	Wayne Winters	wayne.winters@crittenden.kyschools.us
Cumberland-10	NO	Greg Cary	Cumberland Co. LEPC, PO Box 280, Burkesville, KY 42717
Daviess-2	YES	Vicky Connor	vconnor@daviessky.org
Edmonson-3	YES	Terry Massey	ecemmassey@yahoo.com
Elliott-7	YES	Jim Skaggs	jimskaggsem@gmail.com
Estill-9	YES	Chad Neal	chad.neal@estillcountyma.com
Fayette-5	YES	Brad Kinckiner	brad.kinckiner@amwater.com
Fleming-7	YES	Dwayne Price	ewingfd@gmail.com
Floyd-8	YES	Tim Fields	tfields@floyd911.org
Franklin-5	YES	Tom Russell	trussell@frankfort.ky.gov
Fulton-1	NO	Hugh Caldwell	Fulton Co. LEPC, 2216 Myron Cory Drive, Suite 1, Hickman, KY 42050
Garrard-10	YES	Jay Overman	joverman@garrardcounty.us
Grant-6	YES	Les Whalen	chiefwvfd@yahoo.com
Graves-1	YES	Don Costello	d.costello117@gmail.com
Grayson-3	YES	Tony Willen	twillengcem@gmail.com
Green-3	YES	Anne Matney	matney@windstream.net
Greenup-7	YES	Dennis Bass	greenupoem@zoominternet.net
Hancock-2	YES	Rick Cox	hcem@hancockky.us
Hardin-4	YES	Richard DeWitt	rdewitt@hcky.org
Harlan-9	YES	Rhonda Pacholewski	deputyem@harlanonline.net
Harrison-6	YES	Jason Perry	hclepc@gmail.com
Hart-3	YES	Curtis McDaniel	curtis.mcdaniel@ky.gov
Henderson-2	YES	Vera Mayes	vmayes@hendersonky.us
Henry-4	YES	Mike Hilliard	mike.hcema@gmail.com
Hickman-1	YES	Justin Jackson	justin@pearsonsafety.com
Hopkins-2	YES	Frank Wright	fwright@hopkinscounty.net
Jackson-9	YES	Jamie Strong	jstrongjcem@gmail.com
Jefferson-4	YES	Jim Bottom	jim.bottom@louisvilleky.gov
Jessamine-5	YES	Les Wilson	jessaminecolepc@gmail.com
Johnson-8	YES	Gary McClure	garymclure@cityofpaintsville.net
Knott-8	YES	Jeff Blair	knottcountycoroner@yahoo.com
Knox-9	YES	Todd Owens	knoxem@outlook.com
Larue-4	YES	Dennis Wells	dwells@laruecounty.org
Laurel-9	YES	Rick Cochrane	rickcochrane@londonky.gov

EPCRA "How to Comply" Packet

Lawrence-8	YES	Michael Woods	lawcokyem@gmail.com
Lee-9	NO	Eugene Barrett	Lee Co. LEPC, 256 Main Street, Beattyville, KY 41311
Leslie-8	YES	Phyllis Pennington	lepc381@gmail.com
Letcher-8	YES	Paul Miles	pmilesem@yahoo.com
Lewis-7	YES	George Sparks	george.sparks@lewiscountky.gov
Lincoln-10	YES	Trish O'Quin	toquin@lincolnky.com
Livingston-1	YES	Kenny Vincent	kvincent@livingstonco.ky.gov
Logan-3	YES	Cheryl Allen	cheryl.allen@logan-aluminum.com
Lyon-1	YES	Randy Reed	randy.reed@lyonema.com
Madison-9	YES	Corey Lewis	coreylewis456@gmail.com
Magoffin-8	NO	Paul Howard	Magoffin Co. LEPC, P.O. Box 532, Salyersville, KY 41465
Marion-5	YES	Laurie Heckel	ema@marioncountyky.gov
Marshall-1	YES	Curt Curtner	curt.curtner@marshallcountyky.gov
Martin-8	YES	Lee Gauze	martincountyem@gmail.com
Mason-7	YES	Kevin Doyle	kevindoyle@maysvilleky.net
McCracken-1	YES	Jerome Mansfield	jmansfield@mccrackenky.com
McCreary-10	NO	Stephen McKinney	McCreary Co. EM, P.O. Box 579, Whitley City, KY 42653
McLean-2	YES	Terry Dossett	mcleancountyem@mcleanky.com
Meade-4	YES	Ron Dodson	mcema@meadeky.gov
Menifee-7	YES	Lori Franklin	menifeeem123@gmail.com
Mercer-5	NO	Paul Parks	Mercer Co. LEPC, 207 West Lexington Street, Harrodsburg, KY 40330
Metcalfe-3	YES	Emory Kidd	ekidd@metcalfecoem.com
Monroe-3	YES	David Rich	eoc@mcmccares.com
Montgomery-7	YES	Larry Potter	larry.potter@ky.gov
Morgan-7	YES	Irene Jenkins	momcemd@mrtc.com
Muhlenberg-2	YES	Keith Putnam	muhlenbergema@gmail.com
Nelson-4	YES	Tommie Wolf	tommie@bardstowncable.net
Nicholas-5	YES	Calvin Denton	crd212@lycos.com
Ohio-2	YES	Charlie Shields	ocema@ohiocountyky.gov
Oldham-4	YES	Gerry Nauert	gnauert@oldhamcountyky.gov
Owen-6	YES	Allen Cammack	allen.cammack@owencountyky.us
Owsley-9	YES	James Pendergrass	owsleyemdirector@gmail.com
Perry-8	YES	Jerry Stacy	jerry@perrycountyky.org
Pike-8	YES	Doug Tackett	dougTackett@pike911.org
Powell-9	YES	Steve Asbury	steveasbury.emadirector@yahoo.com

EPCRA "How to Comply" Packet

Pulaski-10	NO	Doug Baker	Pulaski Co. LEPC, PO Box 1043, Somerset, KY 42502
Robertson-6	YES	Troy Martin	martinfarms27@gmail.com
Rockcastle-10	YES	Howell Holbrook	holbrookhh@windstream.net
Rowan-7	YES	Danny Blevins	rowancoems@yahoo.com
Russell-10	NO	HM Bottom	Russell Co. LEPC, P.O. Box 397, Jamestown, KY 42629
Scott-6	YES	Rick Palmer	ricki.h.palmer@adient.com
Shelby-4	YES	Chris Spaulding	chris.spaulding@shelbycoky.com
Simpson-3	YES	Robert Palmer	rpalmer@simpsoncounty.us
Spencer-4	YES	Chris Limpp	scems128@yahoo.com
Taylor-10	YES	George Wilson	taylorcounty.em@comcast.net
Todd-2	NO	Daniel Smith	Todd County LEPC, 202 East Washington Street, Elkton, KY 42220
Trigg-1	YES	Matt Ladd	triggplepc@att.net
Trimble-4	YES	Andrew Stark	tcema8401@yahoo.com
Union-2	YES	Sean Sheffer	sean.sheffer@unioncountyky.org
Warren-3	YES	Todd Barnard	wclepc@wcem.org
Washington-5	YES	Kevin Devine	wcoem@bellsouth.net
Wayne-10	YES	Dewayne Perkins	wcems404@hotmail.com
Webster-2	YES	Rocky Williams	rwilliams@websterema.org
Whitley-9	NO	Amber Owens	Whitley Co. LEPC, P.O. Box 237 Williamsburg, KY 40769
Wolfe-8	YES	Rebecca Long	wolfecoema@yahoo.com
Woodford-5	YES	Drew Chandler	tier2@woodfordem.com
Facility Owners: If you receive any undeliverable notices from the listed LEPC Contacts, PLEASE email the State KERC Program Manager or EHS Planner ASAP: tier2kyem@gmail.com. Thank You!			
Northern Kentucky Emergency Planning Committee (NKEPC) consists of Boone, Campbell, Gallatin, Kenton, and Pendleton counties.			

End of Document.

